

Instructions for Reviewer/Readers

Step 1 : New Register

1. Go to a website of paper submission.

<https://tha2022.paper4submission.com>

1.1 A methods for registration :

- (1) Sign Up / New Register. (confirm your email)
- (2) Sign in with Google.
- (3) Log in with Facebook.

The image shows a login page with an orange header and a white background. At the top, it says "Login". Below that, a message reads "Your session has expired. Please login again." There are two input fields for "Username:" and "Password:". Below the password field is a "Remember me" checkbox. There are three main buttons: "Log in With Facebook" (blue with a Facebook icon), "Sign in with Google" (blue with a Google icon), and "Sign in" (orange). Below these is a "Login as Guest" link. At the bottom, there is a "Forgot password?" link and a "Sign Up" button. Red circles with numbers 1, 2, and 3 are placed around the page with blue lines pointing to the "Sign Up" button, the "Sign in with Google" button, and the "Log in With Facebook" button respectively.

1) Sign Up with your email.

Click link "Sign Up" and Fill out the following form : username , password and email then click "Register"

*** Please type your email correctly ***

Register

Create Username to login *

Password (minimum length = 8) *

Insert your Email to confirm *

[Back to login page](#)

After finished new register, you will receive an email then open your email and click a link to confirm your account and finish the registration.

Notification on registering Inbox x

regis@paper4submission.com
to me ▾

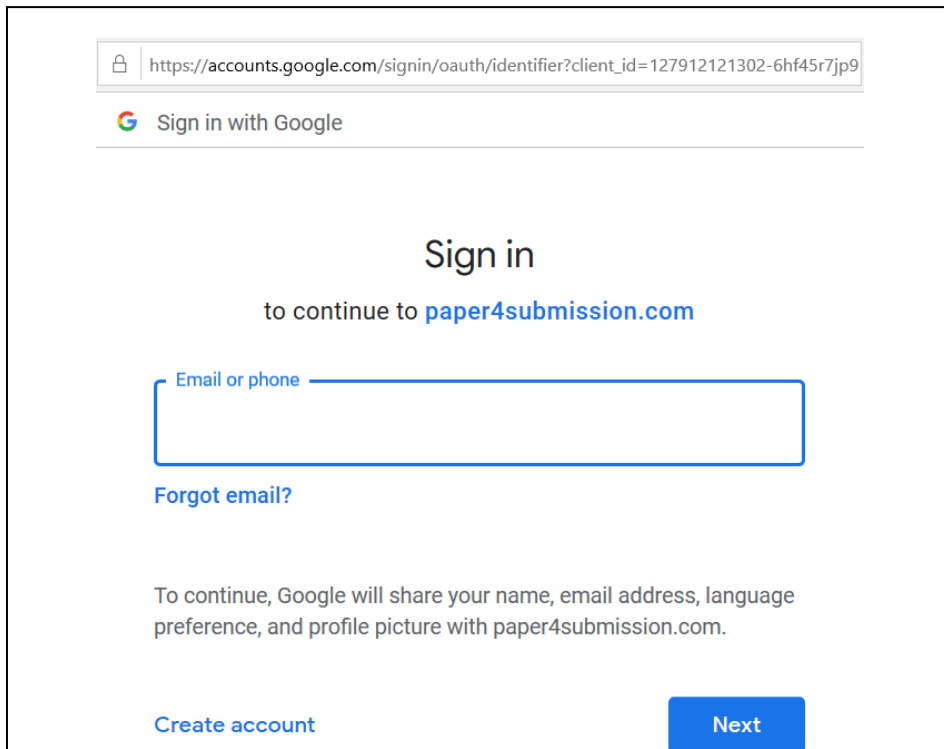
You have registered as a user at

Click this link to confirm your account and finish the registration:
 [paper4submission.com/register.php?a=activate&](#)

If you are unable to click on the link, copy and paste it into your browser window.

(2) Sign in with Google.

Click link  and following google's step.



https://accounts.google.com/signin/oauth/identifier?client_id=127912121302-6hf45r7jp9

Sign in with Google

Sign in

to continue to paper4submission.com

Email or phone

[Forgot email?](#)

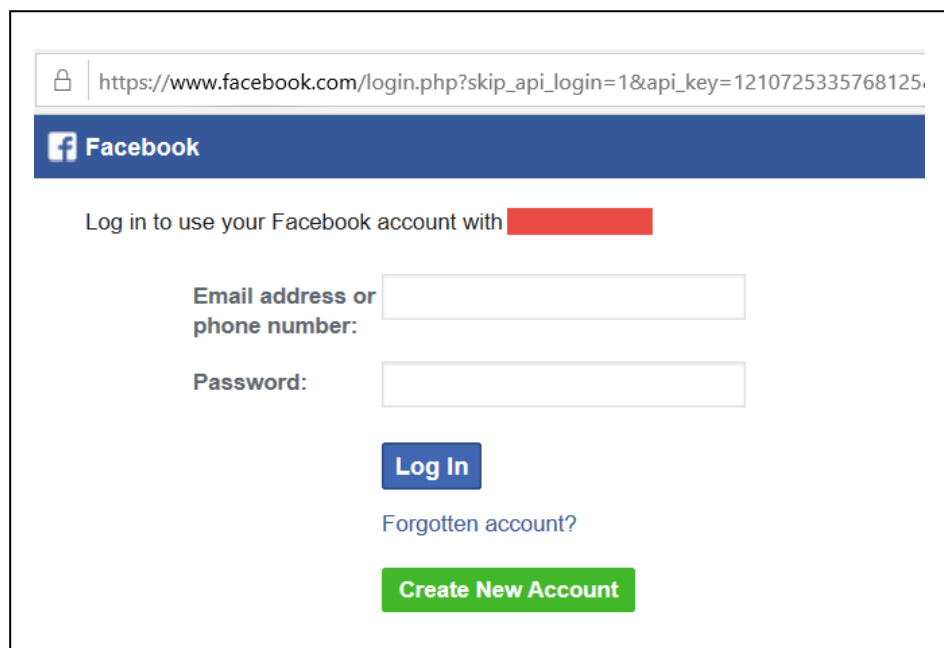
To continue, Google will share your name, email address, language preference, and profile picture with paper4submission.com.

[Create account](#) [Next](#)

**** This a conference do not keep personal data ****

(3) Log in with Facebook.

Click link  and following facebook's step.



https://www.facebook.com/login.php?skip_api_login=1&api_key=1210725335768125.

Facebook

Log in to use your Facebook account with [REDACTED]

Email address or phone number:

Password:

[Log In](#)

[Forgotten account?](#)

[Create New Account](#)

**** This a conference do not keep personal data ****

Step 2 : Change your information (After the account is registered)

1. Fill out the following a form (first time only) and click “save”.

My Profile

Personal ID Information Organization Participant

Personal ID

Login with

Google

Email *

This email for send a conference notification.

My Profile

Personal ID Information Organization Participant

Gender *

Please select

Title / Degree *

Please select

Full Name *

My Profile

Personal ID Information Organization Participant

Department / Division *

Organization / University *

Country *

Please select

My Profile

Personal ID Information Organization Participant

Participant Type *

-- บุคคลทั่วไป (นำเสนอผลงาน)

-- นักศึกษา (นำเสนอผลงาน)

-- บุคคลทั่วไป (นำเสนอผลงาน) และ ผู้ทรงคุณวุฒิพิจารณาบทความ

-- ผู้ทรงคุณวุฒิพิจารณาบทความ

Authorization code (for reviewer / reader only)

Insert a code for select area of expertise.

*** You will receive “Authorization code” from email. ***

2. Select expert session.

THA2022

Reviewer / My Expert Session

search

Displaying 1 - 4 of 4 20

In order to allow the Technical Program Chair assigning papers to reviewer efficiently, please select sub sessions below that match to your area of expertise.

| TA | TB | TC | Select | Session | Sub Session |
|----|----|----|-------------------------------------|---|--|
| | | | <input checked="" type="checkbox"/> | Topic A : Water Management and Climate Change | 1.01 Climate Change Projections |
| | | | <input checked="" type="checkbox"/> | Topic A : Water Management and Climate Change | 1.02 Water-Related Disasters |
| | | | <input checked="" type="checkbox"/> | Topic A : Water Management and Climate Change | 1.03 Economic Impacts caused by Climate Change and Water Security Issues |
| | | | <input checked="" type="checkbox"/> | Topic A : Water Management and Climate Change | 1.04 Climate Change Adaptation |

Save Cancel

Click

Click

Click

Click

- (1) click button "Click"
- (2) Select session and sub-session.
- (3) Save

After the account is completed.

Edit

Login with

Personal ID

Email

Gender

Title / Degree

Full Name

Telephone

Department / Division

Organization / University

Country

Position Of Title

Participant Type

Step 3 : Review

Click menu **Reviewer > Evaluate : Abstract Paper**

(1) Select Evaluate

THA2022

Reviewer > Evaluate : Abstract Paper

search

Displaying 1 - 3 of 3 20

- Abstract paper evaluate deadline : 2021-11-15 23:59:59

No-[Wait] Yes-[Reviewed]

| | Paper ID | File#1 | Review Date |
|----------|---|--------|-------------|
| Evaluate | TA-103L : INVESTIGATION OF HYDROLOGICAL INTERACTIONS IN THE CHAO PHRAYA RIVER SYSTEM IN BANGKOK USING STABLE ISOTOPIC COMPOSITIONS AND HYDROCHEMICAL FACIES | Link | |

1

Evaluate Comments

Save all Cancel

| Item ↑ | Article | Evaluation |
|--------|---|---------------|
| ✓ x 1 | Is this abstract of the quality you expect to see in the THA2022 Conference? | Please select |
| ✓ x 2 | Is the abstract in reasonable English? | Please select |
| ✓ x 3 | Please choose the most appropriate session for presenting the abstract's research among four themes of the THA2022. | Please select |
| ✓ x 4 | Please grade your expectation on the full paper based on the abstract. | Please select |

(2) Comments (Write or upload file)

THA2022

Reviewer > Evaluate : Abstract Paper

search

Displaying 1 - 3 of 3 20

- Abstract paper evaluate deadline : 2021-11-15 23:59:59

No-[Wait] Yes-[Reviewed]

| | Paper ID | File#1 | Review Date |
|----------|--|--------|-------------|
| Evaluate | TA-103L : INVESTIGATION OF HYDROLOGICAL INTERACTIONS IN THE CHAO PHRAYA RIVER SYSTEM IN BANGKOK USING STABLE ISOTOPIC COMPOS | | |

2

Evaluate Comments

Save all Cancel

1) Comments to author // (Method 1 : write)

1) Comments to author // (Method 2 : upload file)

Comment , Edit

1) Comments to author // (Method 1 : write)

1) Comments to author // (Method 2 : upload file)

Keep Update

เลือกไฟล์ ไม่ได้เลือกไฟล์ใด

Filename

File Category

Review draft paper : Max. 10 Mb : (pdf,jpg,jpeg,png)

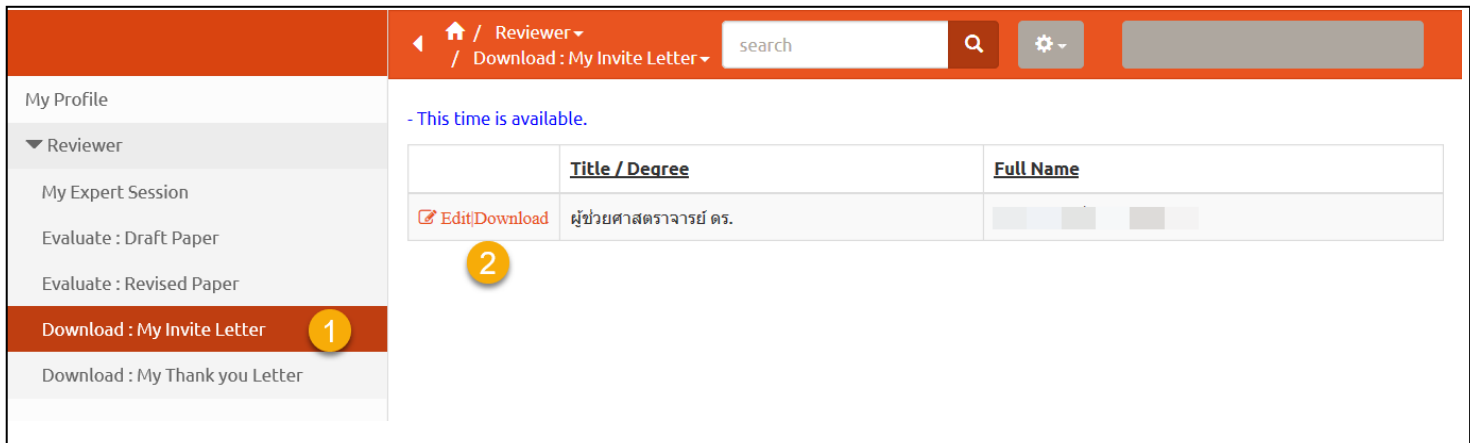
2) Comments to Chair/Organizer

Save Cancel

Download Invite Letter

Click menu Download : Invite Letter

(1) click "Edit/Download"



The screenshot shows a web application interface. On the left is a navigation menu with the following items: My Profile, Reviewer (expanded), My Expert Session, Evaluate : Draft Paper, Evaluate : Revised Paper, Download : My Invite Letter (highlighted with a yellow circle containing the number 1), and Download : My Thank you Letter. The main content area has a breadcrumb trail: / Reviewer > / Download : My Invite Letter. Below the breadcrumb is a search bar and a settings icon. A message states "- This time is available." Below this is a table with two columns: Title / Degree and Full Name. The table contains one row with the value "ผู้ช่วยศาสตราจารย์ ดร." in the Title / Degree column. A red button labeled "Edit/Download" with a yellow circle containing the number 2 is positioned over the "Edit/Download" text in the table row.

(2) Click Save|Download

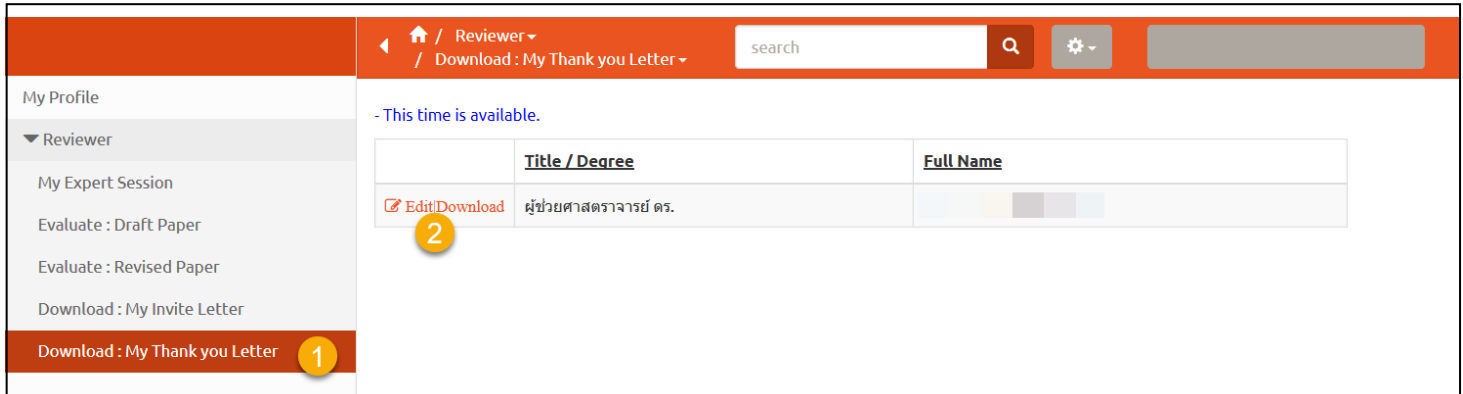


The screenshot shows a form titled "Reviewer Invite Letter, Edit [2032]". It contains two required fields: "Title / Degree *" with a dropdown menu showing "ผู้ช่วยศาสตราจารย์ ดร." and "Full Name *" with a text input field. At the bottom, there are two buttons: "Save|Download" (orange) and "Back to list" (grey). A hamburger menu icon is located in the bottom right corner.

Download Thank you letter

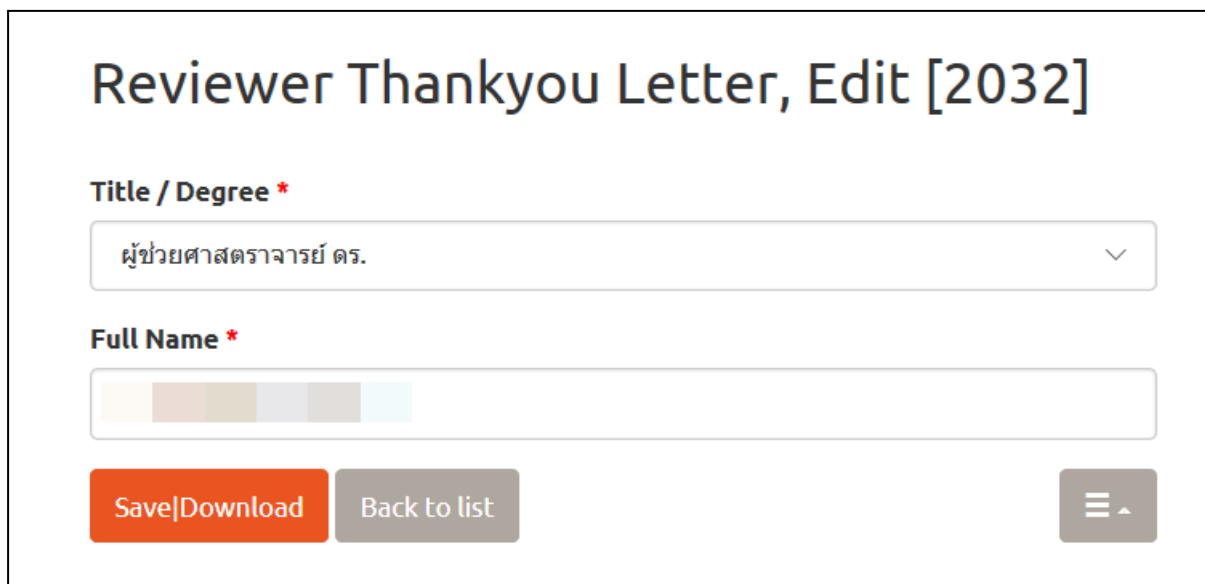
Click menu Download : Thank you Letter

(1) click "Edit/Download"



The screenshot shows a web application interface. On the left is a navigation menu with the following items: My Profile, Reviewer (expanded), My Expert Session, Evaluate : Draft Paper, Evaluate : Revised Paper, Download : My Invite Letter, and Download : My Thank you Letter (highlighted with a yellow circle containing the number 1). The main content area has a breadcrumb trail: / Reviewer > / Download : My Thank you Letter. Below the breadcrumb is a search bar and a settings icon. A message states "- This time is available." Below this is a table with two columns: Title / Degree and Full Name. The table contains one row with the value "ผู้ช่วยศาสตราจารย์ ดร." in the Title / Degree column. A red "Edit/Download" link is positioned to the left of this row, with a yellow circle containing the number 2 overlaid on it.

(2) Click Save|Download



The screenshot shows a form titled "Reviewer Thankyou Letter, Edit [2032]". It contains two required fields: "Title / Degree *" and "Full Name *". The "Title / Degree" field is a dropdown menu with the selected value "ผู้ช่วยศาสตราจารย์ ดร.". The "Full Name" field is a text input field with a blurred placeholder. At the bottom of the form, there are three buttons: "Save|Download" (orange), "Back to list" (grey), and a menu icon (grey).